


OVERVIEW GB


TRENDS | 1 . 6

SIBU | DESIGN
we decorate.

DECO-LINE




DM CEMENT
Light




DM CEMENT
Light/Grey
brushed 8L


WOOD-LINE




WL Wenge
Wood




WL Nutwood




WL Nutwood/
Grey brushed
8L




WL Nutwood
Country



WL Nutwood
Country/Grey
brushed 8L



WL Maple
Alpine



WL Maple
Alpine/Grey
brushed 8L

PR+

digital/screen printing possible

PR

digital printing possible

+ ▼

entire panel length not
shown in image

SIBU | DESIGN
we decorate.

SIBU DESIGN GmbH & CoKG
Jupiterstraße 8 - 4452 Ternberg - Austria - Tel.: +43 (0) 7256.6025.0
Fax: +43 (0) 7256.7020 - E-mail: info@sibu.at - www.sibu.at

SIBU|DESIGN_0616_GB



□
DM CEMENT Light



PR+*

DM CEMENT Light
2600 x 1000 / **NA** 19087 / **SA** 19091

DECO-LINE

DM CEMENT Light

Product characteristics

	NA	SA
Base material	HIPS	
Surface material	impregnated paper	
Material thickness mm	1,2	1,33
Temperature stability	up to 60 °C	
Wet room suitability	■■■■□	
Abrasion resistance	■■■■■□	
Rolled packable **	✓	✓

Extra equipment

	NA	SA
Special formats	✓	✓
Maximum length mm	3000	3000
Maximum width mm	1220	1220
Further thicknesses	✓	✓
Cuttings	✓	✓
Magnetic from 3 sheets	✓	
PVA pre-treatment	✓	—

Processing

	NA	SA
Cutting, punching	✓	✓
Drilling	✓	✓
Sawing, milling	✓	—
Laser cutting	✓	✓
Hot bending	✓	—
Thermoforming	—	—
PVA compressible	✓	—
Smallest bending radius	150 mm	150 mm

Accessories

SIBUKLE	Spatula A1
Profile groups	1 / 2 / 3 / 5


Special colors

—

* Prior to printing a corona or plasma treatment has to be carried out.
Upon request available in pre-treated version.

** Design sheets are to be rolled with the patterned side on the inside
(applies for both the NA and SA versions). We recommend that not more
than 3 sheets be rolled per carton (480 x 480 mm).

2600 x 1000





□
DM CEMENT Light/Grey brushed 8L



DM CEMENT Light/Grey brushed 8L
2600 x 1000 / **NA** 19098 / **SA** 19103

DECO-LINE

DM CEMENT Light/ Grey brushed 8L

Product characteristics

	NA	SA
Base material	HIPS	
Surface material	impregnated paper	
Material thickness mm	1,2	1,33
Temperature stability	up to 60 °C	
Wet room suitability	■■■■□	
Abrasion resistance	■■■■■■□	
Rolled packable **	✓	✓

Extra equipment

	NA	SA
Special formats	✓	✓
Maximum length mm	3000	3000
Maximum width mm	1220	1220
Further thicknesses	✓	✓
Cuttings	✓	✓
Magnetic from 3 sheets	✓	
PVA pre-treatment	✓	—

Processing

	NA	SA
Cutting, punching	✓	✓
Drilling	✓	✓
Sawing, milling	✓	—
Laser cutting	✓	✓
Hot bending	✓	—
Thermoforming	—	—
PVA compressible	✓	—
Smallest bending radius	150 mm	150 mm

Accessories


SIBUKLE	Spatula A1
Profile groups	1 / 2 / 3 / 5

Special colors

—

** Design sheets are to be rolled with the patterned side on the inside (applies for both the NA and SA versions). We recommend that not more than 2 sheets be rolled per carton (480 x 480 mm).

2600 x 1000





WL Wenge Wood
2600 x 1000 / **NA** 19016 / **SA** 19027

□
WL Wenge Wood

WOOD-LINE

WL Wenge Wood

Product characteristics

	NA	SA
Base material	HIPS	
Surface material	impregnated paper	
Material thickness mm	1,2	1,33
Temperature stability	up to 60 °C	
Wet room suitability	■■■□	
Abrasion resistance	■■■□□□	
Rolled packable **	✓	✓

Extra equipment

	NA	SA
Special formats	✓	✓
Maximum length mm	3000	3000
Maximum width mm	1220	1220
Further thicknesses	✓	✓
Cuttings	✓	✓
Magnetic from 3 sheets	✓	
PVA pre-treatment	✓	—

Processing

	NA	SA
Cutting, punching	✓	✓
Drilling	✓	✓
Sawing, milling	✓	—
Laser cutting	✓	✓
Hot bending	✓	—
Thermoforming	—	—
PVA compressible	✓	—
Smallest bending radius	150 mm	150 mm

Accessories

SIBUKLE	Spatula A1
Profile groups	1 / 2 / 3 / 5

Special colors

—

* Prior to printing a corona or plasma treatment has to be carried out.
Upon request available in pre-treated version.

** Design sheets are to be rolled with the patterned side on the inside
(applies for both the NA and SA versions). We recommend that not more than
3 sheets be rolled per carton (480 x 480 mm).

2600 x 1000





WL Nutwood
2600 x 1000 / **NA** 19019 / **SA** 19030

WOOD-LINE

WL Nutwood

2600 x 1000

Product characteristics

	NA	SA
Base material	HIPS	
Surface material	impregnated paper	
Material thickness mm	1,3	1,43
Temperature stability	up to 60 °C	
Wet room suitability	■■■□	
Abrasion resistance	■■■■□□	
Rolled packable **	✓	✓

Extra equipment

	NA	SA
Special formats	✓	✓
Maximum length mm	3000	3000
Maximum width mm	1220	1220
Further thicknesses	✓	✓
Cuttings	✓	✓
Magnetic from 3 sheets	✓	
PVA pre-treatment	✓	—

Processing

	NA	SA
Cutting, punching	✓	✓
Drilling	✓	✓
Sawing, milling	✓	—
Laser cutting	✓	✓
Hot bending	✓	—
Thermoforming	—	—
PVA compressible	✓	—
Smallest bending radius	150 mm	150 mm

Accessories

SIBUKLE	Spatula A1
Profile groups	1 / 2 / 3 / 5

Special colors

—

* Prior to printing a corona or plasma treatment has to be carried out.
Upon request available in pre-treated version.

** Design sheets are to be rolled with the patterned side on the inside
(applies for both the NA and SA versions). We recommend that not more
than 3 sheets be rolled per carton (480 x 480 mm).



□
WL Nutwood Grey brushed 8L



WL Nutwood/Grey brushed 8L
2600 x 1000 / **NA** 19094 / **SA** 19099

WOOD-LINE

WL Nutwood/ Grey brushed 8L

Product characteristics

	NA	SA
Base material	HIPS	
Surface material	impregnated paper	
Material thickness mm	1,3	1,43
Temperature stability	up to 60 °C	
Wet room suitability	■■■■□	
Abrasion resistance	■■■■□□	
Rolled packable **	✓	✓

Extra equipment

	NA	SA
Special formats	✓	✓
Maximum length mm	3000	3000
Maximum width mm	1220	1220
Further thicknesses	✓	✓
Cuttings	✓	✓
Magnetic from 3 sheets	✓	
PVA pre-treatment	✓	—

Processing

	NA	SA
Cutting, punching	✓	✓
Drilling	✓	✓
Sawing, milling	✓	—
Laser cutting	✓	✓
Hot bending	✓	—
Thermoforming	—	—
PVA compressible	✓	—
Smallest bending radius	150 mm	150 mm

Accessories

SIBUKLE	Spatula A1
Profile groups	1 / 2 / 3 / 5

Special colors

—

** Design sheets are to be rolled with the patterned side on the inside (applies for both the NA and SA versions). We recommend that not more than 2 sheets be rolled per carton (480 x 480 mm).

2600 x 1000





WL Nutwood Country
2600 x 1000 / **NA** 19017 / **SA** 19028

WOOD-LINE

WL Nutwood Country

2600 x 1000

Product characteristics

	NA	SA
Base material	HIPS	
Surface material	impregnated paper	
Material thickness mm	1,3	1,43
Temperature stability	up to 60 °C	
Wet room suitability	■■■■□	
Abrasion resistance	■■■■□□	
Rolled packable **	✓	✓

Extra equipment

	NA	SA
Special formats	✓	✓
Maximum length mm	3000	3000
Maximum width mm	1220	1220
Further thicknesses	✓	✓
Cuttings	✓	✓
Magnetic from 3 sheets	✓	
PVA pre-treatment	✓	—

Processing

	NA	SA
Cutting, punching	✓	✓
Drilling	✓	✓
Sawing, milling	✓	—
Laser cutting	✓	✓
Hot bending	✓	—
Thermoforming	—	—
PVA compressible	✓	—
Smallest bending radius	150 mm	150 mm

Accessories

SIBUKLE	Spatula A1
Profile groups	1 / 2 / 3 / 5

Special colors

—

* Prior to printing a corona or plasma treatment has to be carried out.
Upon request available in pre-treated version.

** Design sheets are to be rolled with the patterned side on the inside
(applies for both the NA and SA versions). We recommend that not more
than 3 sheets be rolled per carton (480 x 480 mm).



□
WL Nutwood Country 8L

Photo: © Iuliia Nazarenko 123rf.com



WL Nutwood Country/Grey brushed 8L
2600 x 1000 / **NA** 19095 / **SA** 19100

WOOD-LINE

WL Nutwood Country/ Grey brushed 8L

2600 x 1000

Product characteristics

	NA	SA
Base material	HIPS	
Surface material	impregnated paper	
Material thickness mm	1,3	1,43
Temperature stability	up to 60 °C	
Wet room suitability	■■■■□	
Abrasion resistance	■■■■□□	
Rolled packable **	✓	✓

Processing

	NA	SA
Cutting, punching	✓	✓
Drilling	✓	✓
Sawing, milling	✓	—
Laser cutting	✓	✓
Hot bending	✓	—
Thermoforming	—	—
PVA compressible	✓	—
Smallest bending radius	150 mm	150 mm

Extra equipment

	NA	SA
Special formats	✓	✓
Maximum length mm	3000	3000
Maximum width mm	1220	1220
Further thicknesses	✓	✓
Cuttings	✓	✓
Magnetic from 3 sheets	✓	
PVA pre-treatment	✓	—

Accessories

SIBUKLE	Spatula A1
Profile groups	1 / 2 / 3 / 5

Special colors

—

** Design sheets are to be rolled with the patterned side on the inside (applies for both the NA and SA versions). We recommend that not more than 2 sheets be rolled per carton (480 x 480 mm).



□
WL Maple Alpine



WL Maple Alpine
2600 x 1000 / **NA** 19018 / **SA** 19029

WOOD-LINE

WL Maple Alpine

Product characteristics

	NA	SA
Base material	HIPS	
Surface material	impregnated paper	
Material thickness mm	1,3	1,43
Temperature stability	up to 60 °C	
Wet room suitability	■■■■□	
Abrasion resistance	■■■■□□	
Rolled packable **	✓	✓

Extra equipment

	NA	SA
Special formats	✓	✓
Maximum length mm	3000	3000
Maximum width mm	1220	1220
Further thicknesses	✓	✓
Cuttings	✓	✓
Magnetic from 3 sheets	✓	
PVA pre-treatment	✓	—

Processing

	NA	SA
Cutting, punching	✓	✓
Drilling	✓	✓
Sawing, milling	✓	—
Laser cutting	✓	✓
Hot bending	✓	—
Thermoforming	—	—
PVA compressible	✓	—
Smallest bending radius	150 mm	150 mm

Accessories

SIBUKLE	Spatula A1
Profile groups	1 / 2 / 3 / 5

Special colors

—

* Prior to printing a corona or plasma treatment has to be carried out.
Upon request available in pre-treated version.

** Design sheets are to be rolled with the patterned side on the inside
(applies for both the NA and SA versions). We recommend that not more
than 3 sheets be rolled per carton (480 x 480 mm).

2600 x 1000



□
WL Maple Alpine/Grey brushed 8L



WL Maple Alpine/Grey brushed 8L
2600 x 1000 / **NA** 19096 / **SA** 19101

WOOD-LINE

WL Maple Alpine/ Grey brushed 8L

Product characteristics

	NA	SA
Base material	HIPS	
Surface material	impregnated paper	
Material thickness mm	1,3	1,43
Temperature stability	up to 60 °C	
Wet room suitability	■■■■□	
Abrasion resistance	■■■■□□	
Rolled packable **	✓	✓

Extra equipment

	NA	SA
Special formats	✓	✓
Maximum length mm	3000	3000
Maximum width mm	1000	1000
Further thicknesses	✓	✓
Cuttings	✓	✓
Magnetic from 3 sheets	✓	
PVA pre-treatment	✓	—

Processing

	NA	SA
Cutting, punching	✓	✓
Drilling	✓	✓
Sawing, milling	✓	—
Laser cutting	✓	✓
Hot bending	✓	—
Thermoforming	—	—
PVA compressible	✓	—
Smallest bending radius	150 mm	150 mm

Accessories

SIBUKLE	Spatula A1
Profile groups	1 / 2 / 3 / 5

Special colors

—

** Design sheets are to be rolled with the patterned side on the inside (applies for both the NA and SA versions). We recommend that not more than 2 sheets be rolled per carton (480 x 480 mm).

2600 x 1000

